

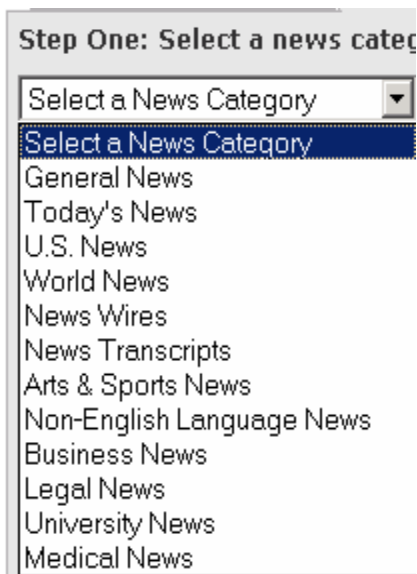
University/College Library  
Broward Community College, Central Campus  
**LEXIS NEXIS ACADEMIC**

**Lexis-Nexis Academic** provides access to documents from a wide range of news, business, legal, medical, and reference publications, many of which are full-text.

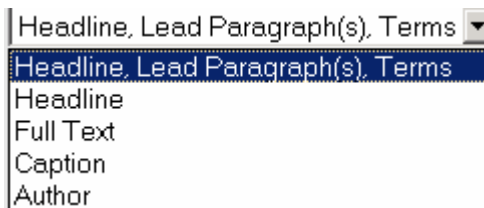
From the FAU Library homepage (<http://www.library.fau.edu>), click on Indexes/Databases. Click on the letter "L" on the alphabetical list of databases; scroll down and select Lexis Nexis from the drop down menu.

**Quick Search Form** for news information published in the last 2 years. *Enter words or phrases enclosed in quotation marks* to conduct your search. Use the dropdown list to limit your search by date

**Guided News Search** searches all available dates. Dropdown menus allow you to narrow your search by news category and news source.



Three search terms can be entered in the Guided News Search. These terms can be limited by area of search from the dropdown menu at the end of each search term.



The dates covered can also be narrowed by choosing a range of time from the dropdown list or by entering specific dates in the search form. Dates can be entered in several different formats: 3/21/91; Mar 21, 1991; 03/91; March 1991; and 1991. For additional search help, click the **Help Link** located at the top right corner of every page.

**Get a Case** forms are also located on the search page. You can search for legal cases by entering a party name or citation in the **Get a Case** form. Additional Academic Search Forms are provided for **Legal Research**: you can select from legal news, articles from law reviews, case law, federal case law, state case law, the federal code, federal regulations, and state codes.

**Company Information** forms are also located on the search page. You can search for company names by entering the name into the **Company Information** form.

**Business Research** sources include: business news from newspapers and magazines, industry and market news from 25+ industries, accounting literature, company financial reports, company profiles, company comparisons, and SEC filing & reports.

Search the **Medical** section for articles from medical news sources and journals, and MEDLINE Abstracts.

The **Reference** section contains biographical information on politicians, business executives, and others, country profiles, polls and surveys, quotations, state profiles, and World Almanac facts.

### **Search Tips:**

**asterisk (\*)** takes the place of one letter: e.g., cris\*s retrieves both crisis and crises. Work\*\*\* retrieves work, works, worker, working, but not workshop because it has four letters after the root word.

**exclamation point (!)** takes the place of an infinite number of letters at the end of a word: e.g., work! retrieves work, works worker, working, workshop, workable, workaholic, etc.

**Connectors** link words and phrases: Use **AND** to search for articles containing both words (e.g., dolphin AND Atlantic). Use **OR** to search for articles containing either word (e.g., automobile OR car). Use **W** to search for terms and phrases within a certain number of words (e.g. cost W3 living). **W/P** looks for words within the same paragraph. **W/s** looks for words within the same sentence. Use **PRE/N** to find words which precede one another (e.g., cable PRE/2 television) will find cable television not television cable.

Use your browser's **FIND** function to locate your search term within a document. Position your cursor at the beginning of a document. Select **Edit**, then **Find** from your browser's menu bar. Enter your search terms in the **Find What** box.

## **Viewing Search Results:**


Search results can be viewed in four different formats:

**Document List** shows a numbered list of all citations retrieved.

**Expanded List** displays a numbered list with each search word surrounded by approximately five words.

**KWIC** (key word in context) shows your search terms highlighted along with 15 to 25 words on either side of your search terms.

**Full View** provides the full record, including full text when available.



The screenshot shows the LexisNexis search results page. At the top left is the LexisNexis logo. To the right are navigation links: Home, Sources, How Do I?, Site Map, What's New, and Help. Below the logo, the search terms "hurricanes" are displayed. On the right side, there are buttons for "Edit Search", "Print", and "Email". At the bottom, there are tabs for "Document List", "Expanded List", "KWIC", and "Full", with "Full" being the active tab. On the far right, it says "Document 1 of 125. [next](#) >>".

Documents can be printed, downloaded to a disk, or e-mailed.

11/05