

**University/College Library  
Broward Community College, Central Campus**

**Health & Wellness Resource Center**

**Health & Wellness Resource Center (HWRC)** is a database intended to provide health information for nursing, allied health and consumer health research. HWRC contains over 300 full-text journals in allied health, medicine, nursing, as well as pamphlets, topical overviews, and several reference books. The material contained in this database is intended for informational purposes only.

**Access to Health & Wellness Resource Center**

1. Go to the University/College Library Web page at <http://ucl.broward.edu/>
2. From this page, go to Finding Articles menu.
3. Select Express Login to Databases.
4. Enter your Borrower ID. Type in your 14-digit library barcode number on the front of your ID card.
5. Enter Your PIN number (last four numbers of your social security number). You may change your PIN to any four numbers you choose.
6. Click on [Log on] button.
7. From the middle column, select Health & Wellness Resource Center.
8. Click on [Connect to Database] button.

The screenshot shows the LINCC (Library Information Network for Community Colleges) interface for the Health & Wellness Resource Center. At the top, there is a navigation bar with a home icon and the text "LINCC, Library Information Network for Community Colleges". Below this is a banner for the "Health & Wellness RESOURCE CENTER" featuring a stethoscope and fruit. To the right of the banner are links for "Help", "Search Tips", and "Gale Group Databases", along with a "Powered by InfoTrac" logo. The main search area has a "Search for:" label, a text input field containing "breast cancer", and three buttons: "Search" (green), "Clear Form" (red), and "Advanced Search" (blue). Below the search bar is a section titled "Limit the current search:" with two radio buttons: "to full text articles" (checked) and "to refereed publications" (unchecked). Underneath are "Date:" fields with "From" and "To" labels, each followed by dropdown menus for month (m), day (d), and year (y), all currently set to "\*none\*".

**Searching Strategies**

- The database supports the following types of searches: Basic (default) and Advanced Search.
- Articles can be limited to: *Full-text, Refereed Publications, Consumer Health and Alternative Health Module.*

**Basic Searching (Default)**

1. Click on the entry box.
2. Type your topic in the search box.
3. Under the "Limit the current search" section, select the "Full text articles" box.
4. Click on Search button.
5. Once an initial search has been executed, HWRC provides a handy at-a-glance results tab bar. Search results are navigated using tabs at the top of the screen. Each tab lists search results for a specific content area. Reference is the default page.
6. Choose the most appropriate heading by double-clicking on the navigation tabs. If you want to view magazines/ journal articles, click on the "Magazines & Journals" tab.

Hint: It is usually best to search for only one or two words. If you enter more than one word, enter the most important word first, even if that looks backwards.

**Advanced Searching**

1. Click on Advanced Search button.
2. Click in the first entry box and type a keyword.
3. Tab to the second entry box and type a keyword.
4. Under the "Limit the current search" section, select the "Full text article" box.
5. Click on the Search button.

## Advanced Search

Enter search term(s) and select index type.  
Indicate choice of Boolean operators (AND, OR, NOT)

breast cancer in Keyword AND

treatment in Keyword AND

in Keyword

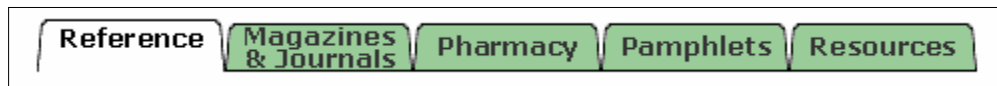
**Search** **Clear Form**

**Limit the current search** (optional)


Full text articles  Refereed publications

Consumer health  Alternative Health Module

### Viewing the Results




- Once an initial search has been executed, HWRC provides a handy at-a-glance results tab bar. Search results are navigated using tabs at the top of the screen. Each tab lists search results for a specific content area.
- You can view the article in the full-text format.
- HWRC will display 20 citations at a time.
- To see the next results, click on the right arrow button at the top or bottom of the list of results.



[Update Mark List](#)

Your search, **(AC fulltext) AND (AI Academic OR Professional) AND (KE breast cancer AND KE treatment)**, returned the following results.

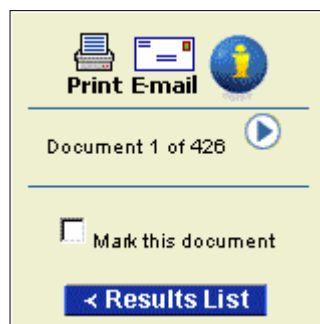


Below are items 1-10 of 426 found.

Page#: [1](#) - [2](#) - [3](#) - [4](#) - [5](#) - [6](#) - [7](#) - [8](#) - [9](#) - [10](#) - [11](#) ▶ ◀

Mark	Document Title
<input type="checkbox"/>	<a href="#">Venlafaxine in management of hot flashes in survivors of breast cancer: a randomised controlled trial.</a> Charles L LoprinziJohn W KuglerJeff A SloanJames A MailliardBeth I LaVasseurDebra L BartonPaul J NovotnyShaker R DakhilKate RodgerTeresa A RummansBradley J Christensen <i>The Lancet</i> Dec 16, 2000 v356 i9247 p2059 (Full Text/Abstract)
<input type="checkbox"/>	<a href="#">Consensus Panel Recommendations for Treatment of Early Breast Cancer.(Medical News &amp; Perspectives)</a> Brian Vastag <i>JAMA, The Journal of the American Medical Association</i> Dec 6, 2000 v284 i21 p2707 (Full Text/Abstract)

## E-mailing the Full-text Article

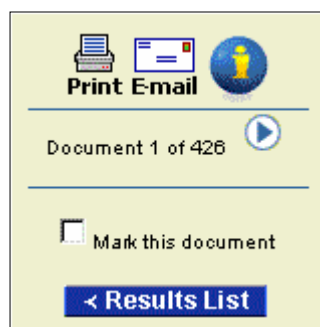


1. To get full-text article, click on the article title.
2. At the left side of each article is the "E-mail" icon.
3. Click on the "E-mail" icon.
4. Type in your complete e-mail address.
5. Click on Send button.

Note: Each article will appear as a separate e-mail in your mailbox. Be sure to check your e-mail address before you press the send button.

***If you have trouble following the on screen directions, please ask a librarian for help.\****

## Printing the Full-text Article



1. To view full-text article, click on the article title.
2. At the left side of each full-text article is the printing option.
3. Click on the "Print" icon.
4. Click on the OK button.

***Printing sequences are different depending on the type of computer used. If you have trouble following the on screen directions, please ask a librarian for help.\****

## Saving the Full-text Article

1. Insert your diskette into drive: A
2. At the left side of full-text article, Click on the "Print" icon.
3. Click the Cancel button.
4. The article will display on the screen. Now click on the word "File" in the top left corner of the browser.
5. Click on Save As...
6. Click on the down arrow in the "Save in" box, and select "3 1/2 Floppy (A:)"
7. Click on the down arrow in the "Save as Type" box, and select Text File (\*.txt)
8. Click in the "File name" box, rename the filename and add .txt to the end of the filename.
9. Click on the "Save" button.
10. Click on the "Back" button in the top row of your browser.
11. Click on "Results List" link at the left side of the screen.

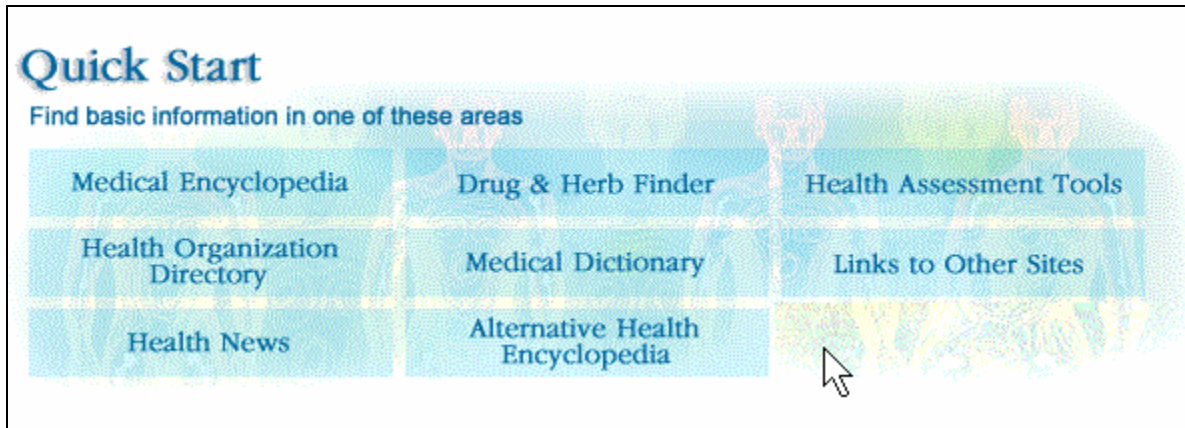
Note: If you save more than one article, you will need to change the filename. Ask a librarian if you need help.\*

## Citing Full-text Articles from Health Reference Center Academic:

APA Style: [http://www.valenciacc.edu/lrcwest/inspiration/health\\_wellness\\_apa.htm](http://www.valenciacc.edu/lrcwest/inspiration/health_wellness_apa.htm)

MLA Style: [http://valencia.cc.fl.us/lrcwest/inspiration/health\\_and\\_wellness\\_resource\\_center\\_mla.htm](http://valencia.cc.fl.us/lrcwest/inspiration/health_and_wellness_resource_center_mla.htm)

## Quick Start- Find basic information in one of the following areas:



- **Medical Encyclopedia:** Enables you to browse over 900 diseases and conditions from the Gale Encyclopedia of Medicine via an alphabet list.
- **Drug & Herb Finder:** Enables you to search for drugs by generic or trade name from the USPDI: Volume 2, Advice for the Patient. In addition, users subscribing to the Alternative Health Module may search for medicinal herbs from the PDR Family Guide to Natural Medicines and Healing Therapies.
- **Health Assessment Tools:** This button allows you to link to Cyberdiet.com, which features a vast array of nutritional information and interactive tools. Cancerfacts.com features the Cancer Profiler which provides personalized information based on individual cases. And finally, Healthanswers.com provides an educational and interactive site for assessing health.
- **Health Organization Directory:** Enables you to search the Medical Health Information Directory.
- **Medical Dictionary:** The dictionary allows you to search for health and medical terms from Mosby's Medical, Nursing, and Allied Health Dictionary.
- **Links to Other Sites:** This button allows you to link to sites such as: CancerNet, Centers for Disease Control, HealthFinder, MEDLINEPlus, National Institutes of Health, and the National Women's Health Information Center.
- **Health News:** Health News allows you to browse the latest news from selected health-related newspaper stories; CenterWatch links you to the latest news on clinical trials.
- **Alternative Health Encyclopedia:** Subscribers to the Alternative Health Module can browse diseases and conditions from the Gale Encyclopedia of Alternative Medicine via an alphabet list.

Reference Desk: 954-201-6223 or 954-201-6653

Monday - Thursday 8:00 a.m. - 9:00 p.m.

Friday 8:00 a.m. - 6:00 p.m.

Saturday 9:00 a.m. - 5:00 p.m.

Sunday 2:00 p.m. - 9:00 p.m.

Sunday (IIIA & IIIB) 2:00 p.m. - 6:00 p.m.

Changes in hours are posted on the U/CL Web Page at <http://ucl.broward.edu/>

Prepared by: DT 04/07/2004